





**JOHRA
TEX**

JT 109 B

TOP: 100% GEORGETTE WITH HEAVY EMBROIDERY.
BOTTOM: DULI - SARTOON
SUITED: NAZHEEN EMBROIDERY WORK.








JOHRA
TEX



JT 109 C

TOP: FOK GEOMETRY WITH HEAVY EMBROIDERY
BOTTOM: DUAL: SANSKROM
DUPETTA: HILFEN EMBROIDERY WORK



JT 109 A



JT 109 B




JT 109 C

JOHRA
TEX

TOP- FOX GEORGET WITH HEAVY EMBROIDERY
BOTTOM- DULL- SANTOON
DUPTTA- NAZMEEN EMBROIDERY WORK

JOHRA
TEX




JT 109 C

TOP- FOX GEORGET WITH HEAVY EMBROIDERY
BOTTOM- DULL- SANTOON
DUPTTA- NAZMEEN EMBROIDERY WORK



JOHRA
TEX



JT 109 B

TOP- FOX GEORGET WITH HEAVY EMBROIDERY
BOTTOM- DULL- SANTOON
DUPTTA- NAZMEEN EMBROIDERY WORK



JOHRA
TEX



JT 109 A

TOP- FOX GEORGET WITH HEAVY EMBROIDERY
BOTTOM- DULL- SANTOON
DUPTTA- NAZMEEN EMBROIDERY WORK

